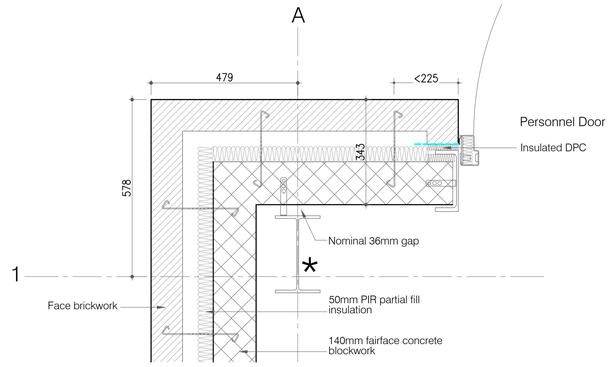

Detail 17
Corner Arrangement

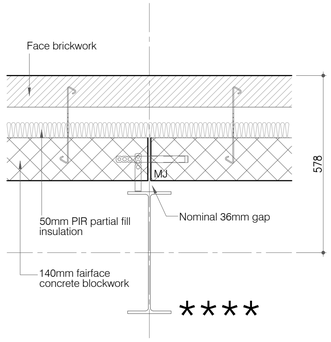

Detail 18
Intermediate Column Arrangement

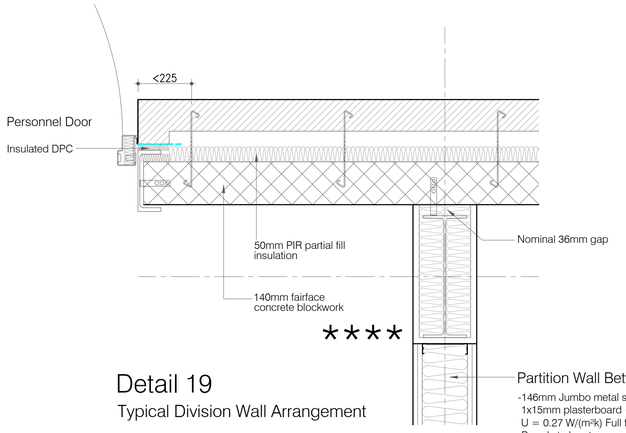

Detail 19
Typical Division Wall Arrangement

Partition Wall Between Units Comprising:

-146mm Jumbo metal stud partition at 600mm centres with 1x15mm plasterboard + 15mm Duraline board to outer face. U = 0.27 W/(m²k) Full fill mineral fibre insulation
-Boards to be staggered.
-Joints to be taped and filled to accept decoration by other
-Skirting to be confirmed.

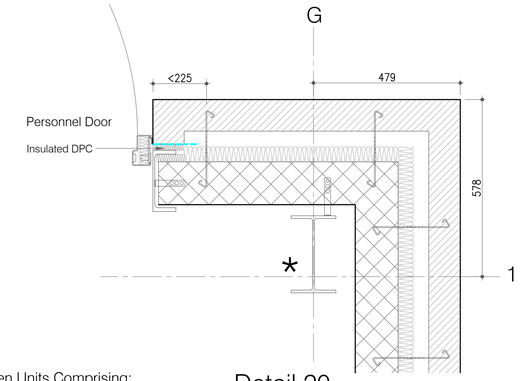

Detail 20
Corner Arrangement
with Personnel Door Shown

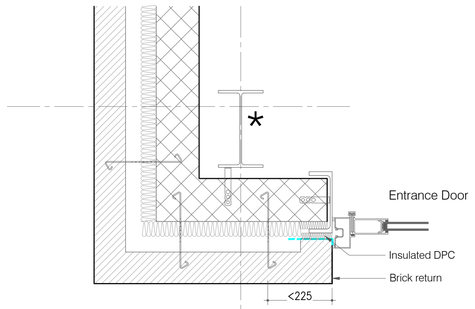

Detail 26
Corner Arrangement
with Entrance Door Shown

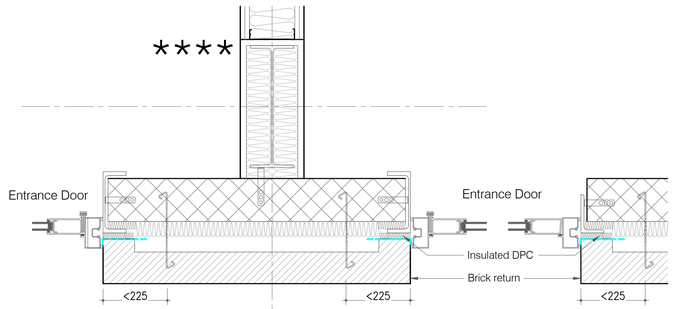

Detail 23
Intermediate Column Arrangement
with Entrance Doors Shown

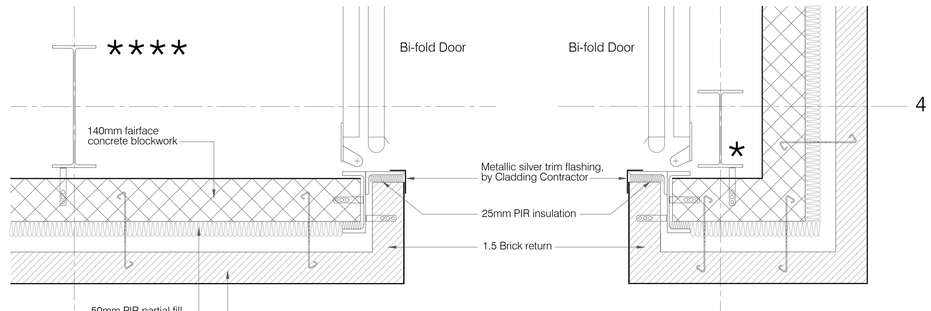

Detail 22
Intermediate Column Arrangement
with Bi-Fold Door Shown

Detail 21
Corner Arrangement
with Bi-Fold Door Shown

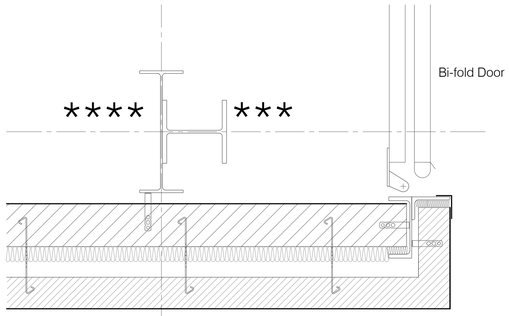

Detail 25
Intermediate Column Arrangement
with Bi-Fold Doors Shown

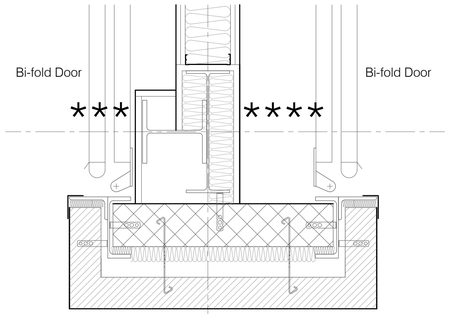

Detail 24
Intermediate Column Arrangement
with Bi-Fold Doors Shown

Notes

Wall ties indicated are indicative and SUBJECT TO S.E. CONFIRMATION

Wall tie specification in accordance with S.E specification and details

Refer to floor plan arrangement drawings for external and internal MJ locations

Ties Legend

- Ancon RT2 stainless steel ties
- Ancon PPS stainless steel ties
- Ancon SPB stainless steel tie

Column Legend

*	UC254 x 146
**	UC457 x 152
***	UC203 x 203
****	UC406 x 140

Key Plan - Refer to Drawing 510

No	Revision	Dwn / Date	Chk / Date
P1	Original Issue	PR/11.03.16	MGB/11.03.16

Scaled dimensions are not to be used for construction
Contractor to check all dimensions and report omissions and errors to the Architect

Forum Architecture Ltd
Studio 52
Basepoint
Andersons Road
Southampton, Hampshire
SO14 5FE

tel: 023 8068 2095
w: forumarchitecture.co.uk
e: mail@forumarchitecture.co.uk

FORUM architecture

DRAWING TITLE
Perimeter Column Plan Details
Sheet 3

CLIENT
Mildren Construction

MILDREN CONSTRUCTION

PROJECT
Daedalus Park - Site A

DRAWING NO.	REV.	DRAWING STATUS	SCALE
15010-513	P1	PRELIMINARY	1:10@A1