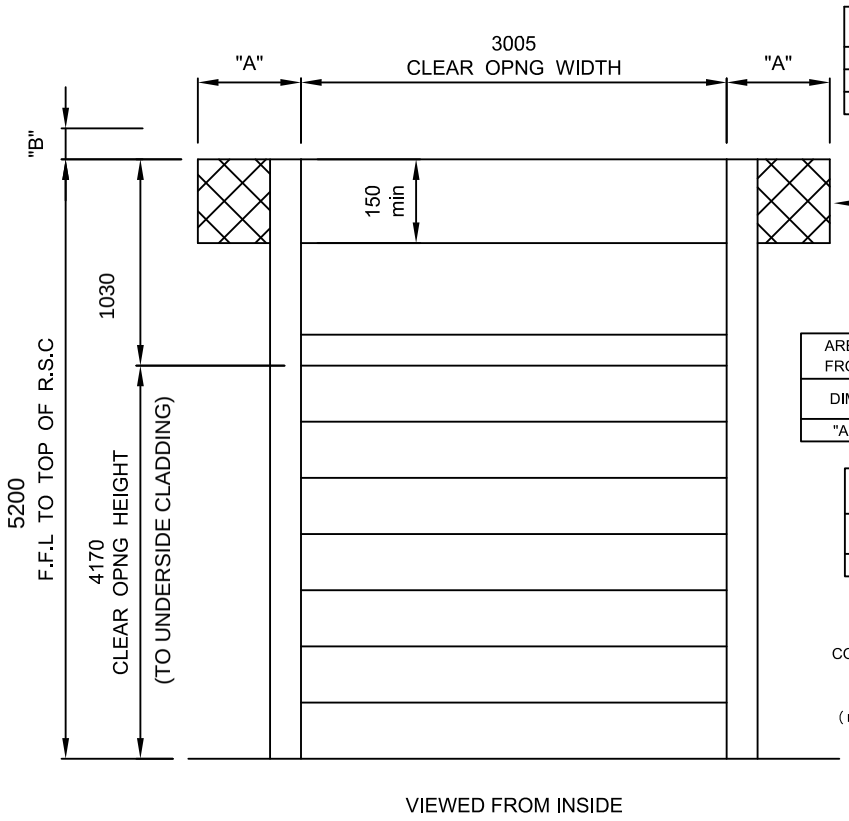

CLEAR OPNG HEIGHT	DIM "B"
0 - 3680	0
3680 - 5500	30
5500 - 6000	65

AREAS TO BE KEPT FREE FROM OBSTRUCTIONS		
DIM	MOTOR SIDE	NON MOTOR SIDE
"A"	350	175

EXTRA ST/WRK DIMS FOR MOTOR / CHAIN HOIST	
DIM	
"A"	250

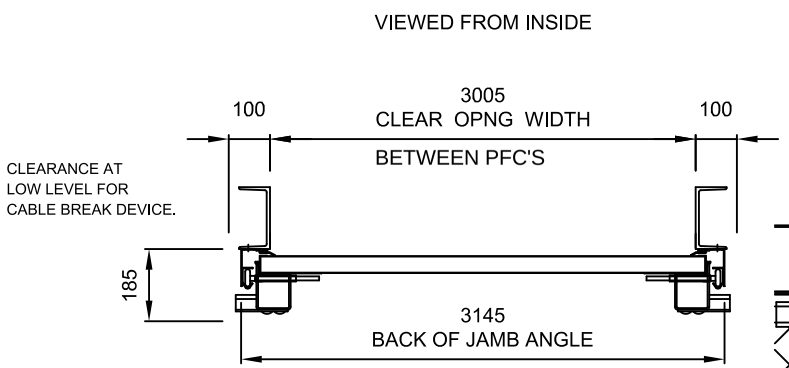

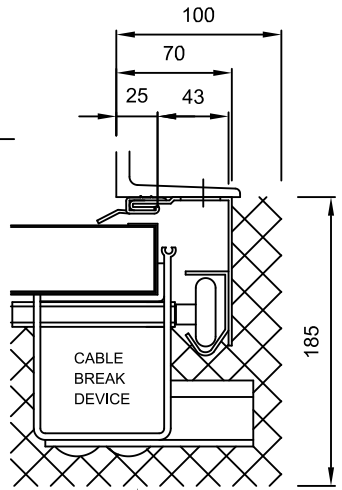

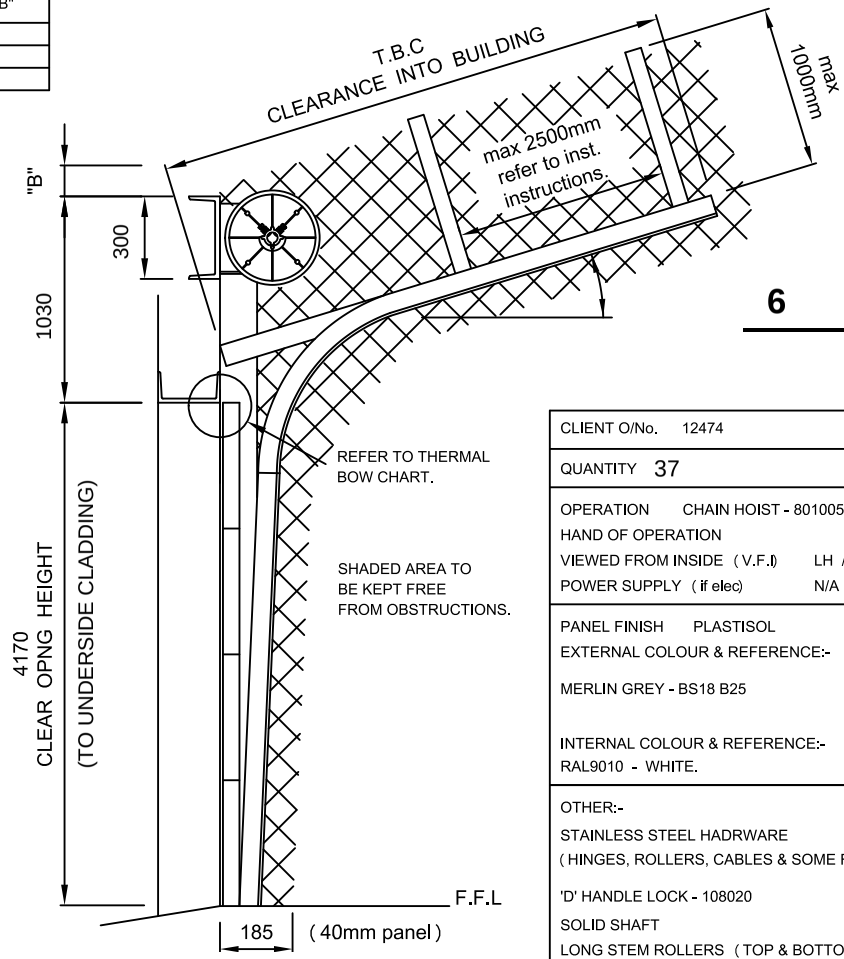

THE INTERNAL THRESHOLD SHOULD BE SMOOTH & LEVEL.
IT IS ADVISED THAT THE EXTERNAL THRESHOLD SLOPES
AWAY FROM THE OPENING TO HELP PREVENT WATER INGRESS.

TABLE OF ESTIMATED THERMAL BOW – INDUPART STANDARD PANEL 40mm THICK								
TEMPERATURE DIFFERENCE (°C)		SPAN (mm)						
		3000	3500	4000	4500	5000	5500	6000
"–"ive indicates colder outside	-50	-17	-23	-30	-38	-47	-57	-68
	-40	-14	-18	-24	-30	-38	-45	-54
	-30	-10	-14	-18	-23	-28	-34	-41
	30	10	14	18	23	28	34	41
	40	14	18	24	30	38	45	54
	50	17	23	30	38	47	57	68
	60	20	28	36	46	56	68	81
	80	27	37	48	61	75	91	108

THE TABLE DOES NOT ALLOW FOR ANY TOLERANCE OR CLEARANCE.
THE TABLE ASSUMES THERE ARE NO PANEL STIFFENERS USED.
PANEL THICKNESS IS 40mm.

THERMAL BOW SHOULD BE TAKEN INTO ACCOUNT WHEN ALLOWING FOR HEADER CLEARANCES, ESPECIALLY DARK COLOURS & WIDE SPANS.

CLIENT O/No. 12474

QUANTITY 37

OPERATION CHAIN HOIST - 801005
HAND OF OPERATION
VIEWED FROM INSIDE (V.F.I) LH / RH
POWER SUPPLY (if elec) N/A

PANEL FINISH PLASTISOL
EXTERNAL COLOUR & REFERENCE:-
MERLIN GREY - BS18 B25

INTERNAL COLOUR & REFERENCE:-
RAL9010 - WHITE.

OTHER:-
STAINLESS STEEL HADRWARE
(HINGES, ROLLERS, CABLES & SOME FIXINGS)
'D' HANDLE LOCK - 108020
SOLID SHAFT
LONG STEM ROLLERS (TOP & BOTTOM)
CABLE BREAK DEVICES COVERS
CABLE BREAK DEVICES
SPRING BREAK DEVICES

All dimensions in mm, unless specified. Tolerance + or - 5mm.
All dimensions are based on Kingspan standard 40mm thick panels & standard 51mm (2") track.

ARMASHIELD

CLIENT / SITE :
DAEDALUS SITE B, NORTH & SOUTH

DESCRIPTION :
INSTALLATION CLEARANCES - STANDARD LIFT
c/w TRACK PITCH - 40mm THICK PANEL

DATE : 15/09/2018	DWG NO. INSTALL 7	REV
DRAWN BY :	SHEET	