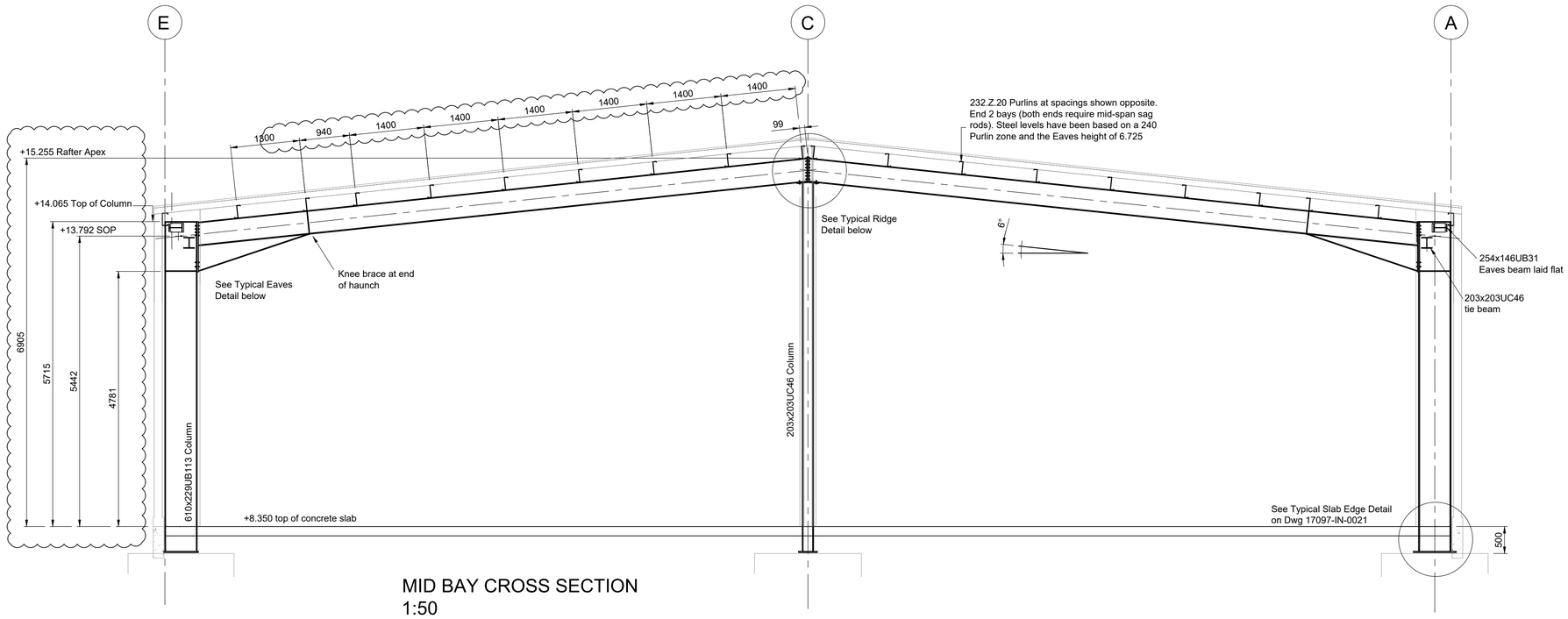

MID BAY CROSS SECTION
1:50

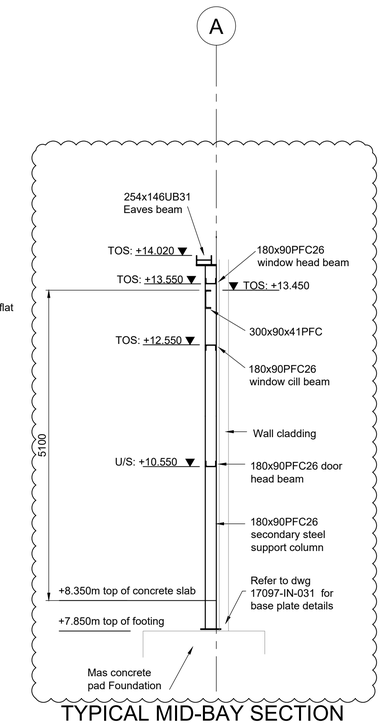

TYPICAL MID-BAY SECTION
1:50

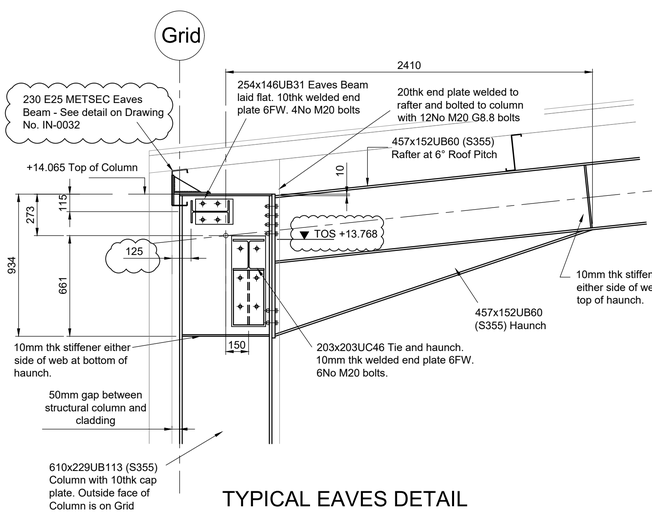

TYPICAL EAVES DETAIL
1:20

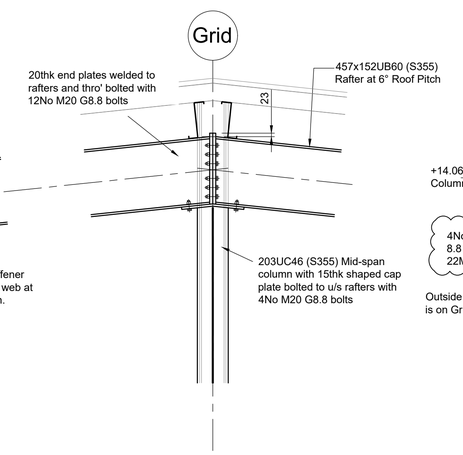

TYPICAL RIDGE DETAIL
1:20

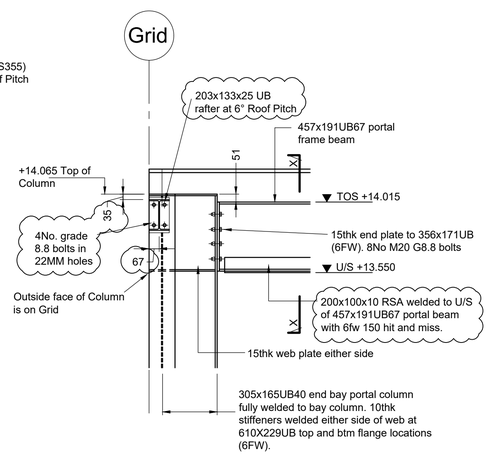

TYPICAL GABLE END DETAIL
GRID LINE A12 AND E12
1:20

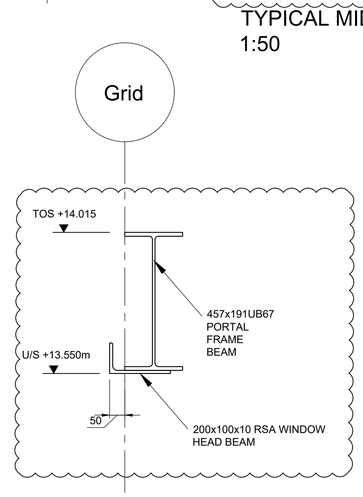

SECTION X-X WINDOW HEAD SUPPORT
1:10

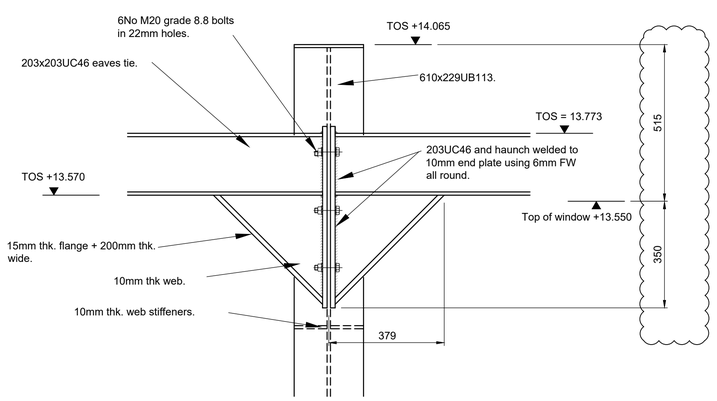

TYPICAL CONNECTION DETAIL OF
203x203UC46
1:10

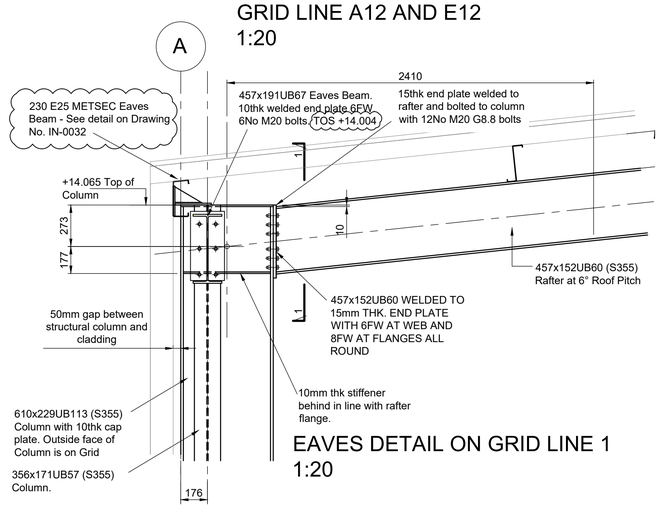

EAVES DETAIL ON GRID LINE 1
1:20

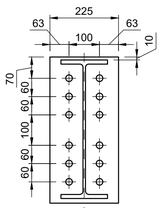

GABLE END PORTAL
EAVES 457x152UB60
CONNECTION DETAIL

Notes

GENERAL.

1. This drawing is to be read in conjunction with all relevant Architects, Engineers and Specialists drawings and the Specification.
2. In case of a discrepancy between drawings or a lack of dimensions W.F.Brown Associates Limited must be consulted before work proceeds.
3. All dimensions are in millimetres.
   All levels are in metres,unless noted otherwise.

DO NOT SCALE THIS DRAWING - IF IN DOUBT ASK.

4. All work is to comply with current requirements of the building regulations and allied legislation whether referred to or not.
5. All materials should be used in compliance with the appropriate manufacturers recommendations.

Revision	Date Revised	Revision Notes	Amended
P03	01/08/18	PRELIMINARY ISSUE	RS
P02	06/07/18	Preliminary Issue	RS
P01	10/11/17	Preliminary Issue	AD

PRELIMINARY — Suitability Code: S1

Project Name
DAEDALUS PARK
SITE B - NORTH

Architect
FORUM ARCHITECTURE

Client
TIDEBANK UK LTD

WFBA
CONSULTING CIVIL & STRUCTURAL ENGINEERS
The Old Hayloft, Pucknall Farm
Dores Lane, Braishfield, Romsey,
Hampshire, SO51 0QJ.
Tel: 01794 368241
Email: contact@wfba.co.uk www.wfba.co.uk
Certificate Number 3011

THIS DRAWING IS THE COPYRIGHT OF WFBA.
IT MUST NOT BE COPIED, ALTERED OR REPRODUCED IN ANYWAY WITHOUT THEIR AUTHORITY.

Drawing Title
INVINCIBLE and ILLUSTRIOUS STEELWORK SECTIONS AND DETAILS - Sheet 1

Created By	Checked By	Approved By
AD	BH	AC

WFBA Project Reference:	Scale	Date
17097	as shown @ A1	November 2017

Project - Originator - Volume - Level - Type - Role - Number: 17097-WFB-IN-GF-DR-S-0030
Revision: P03