

1 North General Arrangement Elevation
1 : 125

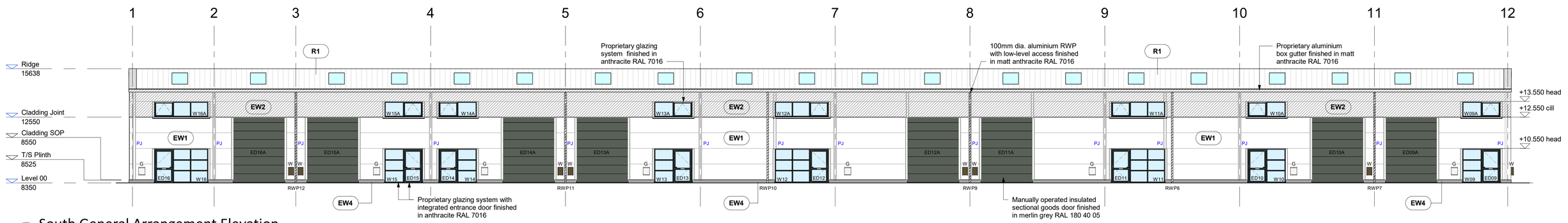

2 South General Arrangement Elevation
1 : 125

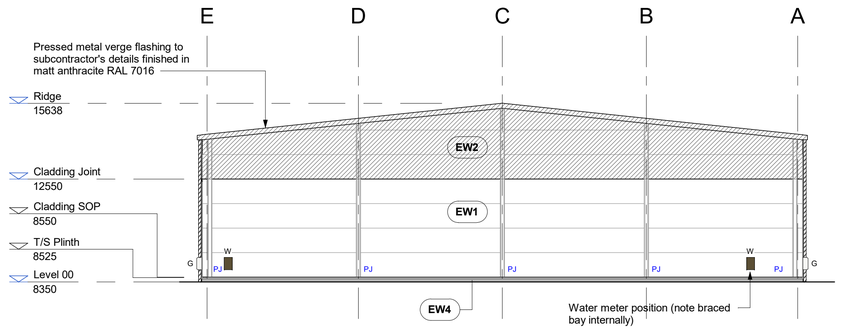

3 East General Arrangement Elevation
1 : 125

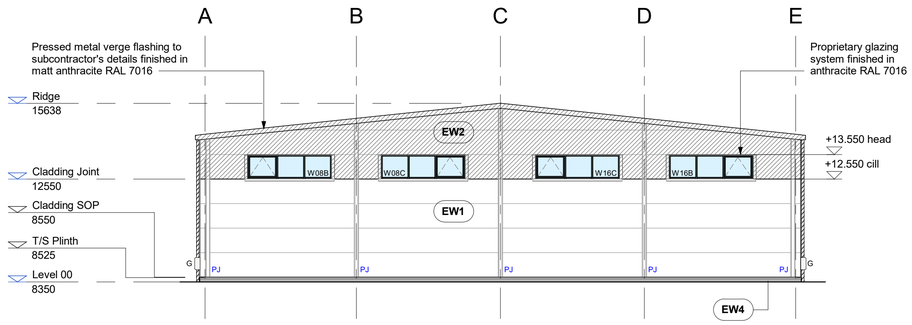

4 West General Arrangement Elevation
1 : 125



5 Part South Elevation_Coloured
1 : 125

Notes

External Wall Types

EW1 1000mm module - 150mm thick Trimo FTV Power T composite cladding - HPS200 Ultra 'Albatross - RAL 240 80 05'
- External profile - micro lined profile (m3)
- Internal profile - V profile
- U Value 0.25W/m²K
- Fire Rating REI 180

EW2 1000mm module - 150mm thick Trimo FTV Power T composite cladding - HPS200 Ultra Matt 'Anthracite - RAL 7016'
- External profile - smooth (g)
- Internal profile - V profile
- U Value 0.25W/m²K
- Fire Rating REI 180

EW3 1000mm module - 150mm thick Trimo FTV Power T composite cladding - HPS200 Ultra 'Goosewing Grey - RAL 7038'
- External profile - micro lined profile (m3)
- Internal profile - V profile
- U Value 0.25W/m²K
- Fire Rating REI 180

EW4 200mm waterpoof precast concrete plinth to specialist's design

Roof Types

R1 Kingspan KS1000RW composite roofing panels with 115mm core thickness in standard XLForté finish
- 'Goosewing Grey - RAL 080 70 05'
- U Value 0.18W/m²K

R2 Proporietary in-line mansafe rooflights (min 10% of floor area)
- Profile to match composite roofing panels
- Width to match composite roofing panels
- Provision to meet requirements of Approved document Part B

STATUS	REV	DATE	DESCRIPTION
A5	C1	29/10/2018	CONSTRUCTION ISSUE _ Wall cladding spec updated / panel joint locations updated / window profiles updated / water and gas meter boxes indicated
S1	P6	15/08/2018	Wall cladding spec updated
S1	P4	17/07/2018	First Issue

Scaled dimension are not to be used for
Contractor to check all dimensions and report omissions and errors to the Architect

Forum Architecture Ltd
Studio 52, Basepoint
Andersons Road
Southampton, Hampshire
SO14 5FE
tel: 023 8068 2095
www.forumarchitecture.co.uk

CLIENT
Knights Brown Construction Ltd

PROJECT
Daedalus Park
Site B (North and South)

DRAWING TITLE
INVINCIBLE / ILLUSTRIOUS General Arrangement Elevations

DRAWING STATUS
A5 :FOR CONSTRUCTION

DWN BY: AMc
ORIGINATOR No: 18013
CHK BY: TG
SCALE: As indicated@A1

PROJECT | ORIGINATOR | ZONE | LEVEL | TYPE | ROLE | CLASSIFICATION | NUMBER
DPSB-FORUM-IN-ZZ-DR-A-XXXX-3000

REVISION: C1